

**CERTIFICATION**

# NF certification system Technical Appendix: Marking conditions :

## RIGID NON-PLASTICISED PVC PIPES AND FITTINGS



Identification n° : NF 055

Revision : n° 19

Effective date : 23/07/2019

## TABLE OF CONTENTS

<b>Partie 1</b>	<b>Marking conditions of Technical Document N°055-02 : Discharge Group.....</b>	<b>3</b>
1.1	REPRODUCTION OF THE NF LOGO ON THE CERTIFIED PRODUCT .....	3
1.2	REPRODUCTION OF THE NF LOGO ON THE PACKAGING OF THE NF CERTIFIED PRODUCT .....	8
1.3	MARKING CERTIFIED AND ASSOCIATING CHARACTERISTICS.....	8
1.4	REPRODUCING THE NF LOGO ON THE DOCUMENTATION AND IN ADVERTISING (Technical and commercial documents, labels, posters, advertising, websites, etc....)	9
<b>Partie 2</b>	<b>Marking conditions of Technical Document N°055-03 : Pressure Group.....</b>	<b>10</b>
2.1	REPRODUCTION OF THE NF LOGO ON THE CERTIFIED PRODUCT .....	10
2.2	REPRODUCTION OF THE NF LOGO NF ON THE PACKAGING OF THE NF CERTIFIED PRODUCT .....	14
2.3	MARKING CERTIFIED AND ASSOCIATED CHARACTERISTICS .....	14
2.4	REPRODUCTION OF THE NF LOGO ON THE DOCUMENTATION AND IN ADVERTISING (Technical and commercial documents, labels, posters, advertising, websites, etc....)	15
<b>Partie 3</b>	<b>Marking conditions of the Technical Document N°055-05 : Biaxially-Oriented Pressure Group.....</b>	<b>16</b>
3.1	REPRODUCTION OF THE NF LOGO ON THE CERTIFIED PRODUCT .....	16
3.2	REPRODUCTION OF THE NF LOGO NF ON THE PACKAGING OF THE NF CERTIFIED PRODUCT .....	18
3.3	MARKING CERTIFIED AND ASSOCIATED CHARACTERISTICS .....	18
3.4	REPRODUCING THE NF LOGO ON DOCUMENTATION AND IN ADVERTISING (Technical and commercial, labels, posters, advertising, websites etc....)	19
<b>Partie 4</b>	<b>Marking conditions of the Technical Document Technique N°055-06 : Discharge of Rainwater intended for Siphonic Drainage Systems Group .....</b>	<b>20</b>
4.1	REPRODUCTION OF THE NF LOGO ON THE CERTIFIED PRODUCT .....	20
4.2	REPRODUCTION OF THE NF LOGO ON THE PACKAGING OF THE NF-CERTIFIED PRODUCT .....	25
4.3	MARKING CERTIFIED AND ASSOCIATED CHARACTERISTICS .....	26
4.4	REPRODUCING THE NF LOGO ON DOCUMENTATION AND IN ADVERTISING (Technical and commercial documents, labels, posters, advertising, websites, etc ....)	26

# Partie 1

## Marking conditions of Technical Document N°055-02 : Discharge Group

This Technical Document specifies the conditions of marking and referencing the NF mark provided in the certification reference system of the NF Mark - Rigid Non-Plasticised PVC Pipes and Fittings.

### 1.1 REPRODUCTION OF THE NF LOGO ON THE CERTIFIED PRODUCT

#### 1.1.1 GENERAL

The NF logo shall ensure the identification of each certified product.

The trade reference of the certified product must be reserved for the NF mark.

The manufacturer must not use the NF mark except to single out certified products without there being any risk of confusion whatsoever.

The logo's graphic tools are available from the CSTB Technical Department (Tel.: + 33 (0)1 64 68 89 52 - E-mail: certification@cstb.fr).

It is recommended that the holder remit to CSTB, in advance, all the documents upon which the NF mark appears.

The NF logo, constituting certification identification by a third party with regards to the reference standards cited on page 2 of this Technical Document, must be affixed in accordance with the conditions defined in those standards.

The black and white version of the NF logo can be used.

#### 1.1.2 MARKING PIPES AND FITTINGS

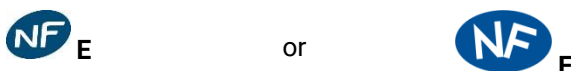
##### 1.1.2.1 Cases of pipes and fittings covered only by this reference system

###### **a) Marking pipes**




Marking of pipes must be carried out in a way that is visible and indelible and which can be read by the naked eye, on a generatrix and contain, every meter or less, the following set of information:

- ① - the trademark or symbol filed by the manufacturer with the mandated bodies if one trademark is admitted to the NF mark; if > 2 trademarks, then marking the trade name is required.
- ② - the manufacturer's identification number assigned upon notification of admission and possibly the production site designated upon notification of admission (if there are multiple factories).
- ③ - the NF monogram with the Discharge family symbol = E

**NF certification marking conditions technical appendix to  
Rigid non-plasticised PVC pipes and fittings**  
**Revision N° : 19**



Holders have the option to use:

- Either the new logo  followed by the letter E, as follows:  E
- Or, as an exception, when using the logo creates technical and/or material difficulties, the old logo 

The black and white version of the NF logo can be used.

**Note:** a negative version of the logo can be used.

④ - the material identification symbol: PVC

⑤ - the pipe dimensions:

For the Discharge family: nominal external diameter x nominal thickness (or minimum) and, if required, the letters "EP" for pipes intended only for above-ground drainage of rainwater and "EU" for pipes intended for wastewater discharge.

⑥ - mark for production identification: date (dd/mm/yy) or day number and year of manufacture (xxx/yy) (or batch no. indicating the manufacturing date: in this case, the definition of this number must be sent to the mandated body).

Note: the choice of marking method is left to the manufacturer. Any other additional marking is permitted on the condition that the sequence of NF information is not broken and it causes no confusion during use; in this case, the sequence of NF information must be framed by three lines of approximately 3 cm.

Unless specifically authorised by the mandated body after consultation with the Application Committee, double-marking products is prohibited when marking relates to an application that is not covered by the mark.


Examples:

**Discharge Group**

Pipes for draining wastewater

XXX	02/01		PVC	100 x 3.0 EU	01 02 11 or 032 11-
①	②	③	④	⑤	⑥

PVC pipes for draining rainwater

XXX	02/01		PVC	100 x 1.9 EP	01 02 11 or 032 11-
①	②	③	④	⑤	⑥

**NF certification marking conditions technical appendix to  
Rigid non-plasticised PVC pipes and fittings  
Revision N° : 19**

**b) Marking fittings**

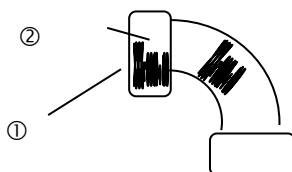
**b.1. Mandatory information on fittings**

For fittings with diameters  $\leq 50$  mm

Each fitting must bear the following information, marked indelibly:

- ① - trademark or symbol filed by the manufacturer with the mandated bodies.
- ② - nominal dimensions (in the case of a single fitting or a reducing fitting; in the latter case, the order indicated for the designation must be followed).
- the values of the connection angles (except for tees in the Pressure family).

Example:






- If multiple trademarks are filed with the mandated bodies, the identification number of the manufacturer, assigned upon notification of admission, must be mentioned in addition to the above information.

For fittings with diameters  $> 50$  mm

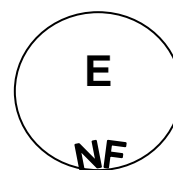
Each fitting must bear the following information, marked indelibly:

- ① - trademark or symbol filed by the manufacturer with the mandated bodies.
- ② - nominal dimensions (in the case of a single fitting or a reducing fitting; in the latter case, the order indicated for the designation must be followed).
- the values of the connection angles (except for tees in the Pressure family).
- ③ - NF monogram and family symbol arranged as shown below, notwithstanding the NF mark's graphic charter.

Holders have the option to use:

- Either the new logo  followed by the letter E, as follows:  E
- Or, as an exception, when using the logo  creates technical and/or material difficulties, the following monogram:

**The new certified products shall comply with the NF graphic charter in force.**

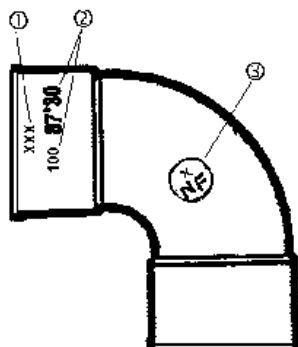


The black and white version of the NF logo can be used.

**NF certification marking conditions technical appendix to  
Rigid non-plasticised PVC pipes and fittings  
Revision N° : 19**

In cases of FF sleeve couplings or moulding conditions that do not allow marking of the NF monogram described above, this is optional.

Example:



- If multiple trademarks are used with the mandated codes, the identification number of the manufacturer, assigned upon notification of admission, must be mentioned in addition to the above information.

In cases of pressure fittings shaped from pipes which themselves are NF mark certified, the marking is completed on the pipes.

In cases of parts shaped from fittings which themselves are certified by the mark, the NF marking can be retained on the condition that the fittings were in no way modified.

**Note:** the choice of marking method is left to the manufacturer. Any other additional marking is permitted on the condition that the sequence of NF information is not broken and it causes no confusion during use.

**b.2. Additional recommended information on fittings (optional)**

Each fitting may bear the following information:

- the symbol identifying the material (PVC),
- a mark for production identification.

**b.3. Marking primary packaging (Mandatory information)**

Primary packaging must include the following indelibly marked information:

- . Company name and/or trademark filed,
- . Symbol identifying the material,
- . NF monogram as defined in paragraph 2.2 below.



or



if the holder also has the Fire Safety NF mark

The black and white version of the NF logo can be used.

**NF certification marking conditions technical appendix to  
Rigid non-plasticised PVC pipes and fittings  
Revision N° : 19**



**1.1.2.2 Cases of pipes and fittings that can belong to 2 families of this mark or covered by other NF marks or another certification**

Certain products can be integrated into other areas of the NF mark: NF - mark Fire Safety (PVC pipes and fittings) or certain types of pipes can be identical for two families of this mark (Discharge and Sewerage pipes).

Products holding other Fire NF marks can be marked with the corresponding logos from the reference systems in question.

The marking principles are as follows:

**a) Case of pipes**

- Pipes admitted to the NF mark - PVC Pipes and Fittings for the PVC Discharge, Pressure or Sewerage families and the material of which is classified M1 as part of the NF mark - Reaction to Fire or Me as part of the NF mark - Fire Safety: the marking on pipes is completed as follows, by the "+" sign and the logo NF M1 or NF Me

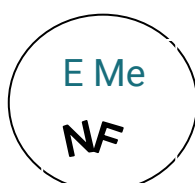
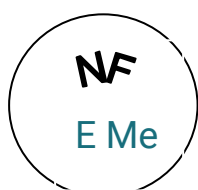
XXX	02/02		E +	M1	PVC	100 x 3,0	EU	01 02 11 ou 032 11
XXX	02/02		E +	Me	PVC	100 x 3,0	EU	01 02 11 ou 032 11
XXX	02/02		E		PVC	100 x 3,0	EU	01 02 11 ou 032 11

- Pipes common to the Discharge and Sewerage families (for example, pipe 200 x 4.7 CR 4)

XXX	02/02		EA	PVC-U	200 x 4,9 CR4	15 10
-----	-------	--	----	-------	---------------	-------

**b) Case of fittings**

- Fittings admitted to the NF mark - PVC Pipes and Fittings for the PVC Discharge families, the material of which is classified Me as part of the NF mark - Fire Safety: the NF monogram and the symbol of the family as well as the NF mark - Fire Safety must be present as indicated below, all general marking principles (paragraph 2.1.2) being unchanged.





**NF certification marking conditions technical appendix to  
Rigid non-plasticised PVC pipes and fittings  
Revision N° : 19**



## 1.2 REPRODUCTION OF THE NF LOGO ON THE PACKAGING OF THE NF CERTIFIED PRODUCT

- The following NF monogram is to be used :



ou



E

E +

Me

si le titulaire a également la marque NF Sécurité Feu

- or, by exception, due to technical difficulties, printing the NF logo on the packaging can be completed without the title of the application, including in black and white :**



The NF logo must be associated with the symbol of the application in question, so that NF mark certified products can be distinguished from other products, without any risk of confusion, being:



## 1.3 MARKING CERTIFIED AND ASSOCIATING CHARACTERISTICS

All documentation relating to an NF - Rigid Non-Plasticised PVC Pipes and Fittings certified product must use the following form:

- name and address of the manufacturer,
- identification of the Reference System on which the certification is based (**see 2.4.2 of the body of the reference system**),
- (name and address of the delegate in France, if applicable),
- designation of the product (trademark and trade reference),
- licence or certificate number,
- the name or company name of the certification body or its collective Certification mark as well as its address,
- certified product characteristics:
  - Dimensional characteristics (diameter, thickness, out-of-roundness, sockets),
  - Tensile strength,
  - Impact resistance,
  - Pressure-tightness of the assembly,



## NF certification marking conditions technical appendix to Rigid non-plasticised PVC pipes and fittings

Revision N° : 19



Resistance to thermal cycling,  
Leaktightness of the assemblies.

### 1.4 REPRODUCING THE NF LOGO ON THE DOCUMENTATION AND IN ADVERTISING (Technical and commercial documents, labels, posters, advertising, websites, etc....)

- The following NF monogram is to be used :



Ou



E +



M1

ou



E +



Me

if the holder also has the reaction to fire NF mark or the Fire Safety NF mark

The black and white version of the NF logo can be used.

Products holding other quality marks can be marked with the corresponding logos from the reference systems in question.

## Partie 2

# Marking conditions of Technical Document N°055-03 : Pressure Group

This Technical Document specifies the conditions of marking and referencing the NF Mark provided in the certification reference system of the NF Mark - Rigid Non-Plasticised PVC Pipes and Fittings.

## 2.1 REPRODUCTION OF THE NF LOGO ON THE CERTIFIED PRODUCT

### 2.1.1 GENERAL

The NF logo shall ensure the identification of each certified product.

The trade reference of the certified product must be reserved for the NF mark.

The manufacturer must not use the NF mark except to single out certified products without there being any risk of confusion whatsoever.

The logo's graphic tools are available from the CSTB Technical Department (Tel.: + 33 (0)1 64 68 89 52 - E-mail: certification@cstb.fr).

It is recommended that the holder remit to CSTB, in advance, all the documents upon which the NF mark appears.

***The NF logo, constituting certification identification by a third party with regards to the reference standards cited on page 2 of this Technical Document, must be affixed in accordance with the conditions defined in those standards.***

The black and white version of the NF logo can be used.

### 2.1.2 PRODUCT MARKING

#### 2.1.2.1 Marking pipes






Marking of pipes must be carried out in a way that is visible and indelible and which can be read by the naked eye, on a generatrix and contain, every meter or less, the following set of information:

- ① - the trademark or symbol filed by the manufacturer with the mandated bodies if one trademark is admitted to the NF mark; if > 2 trademarks, then marking the trade name is required.
- ② - the manufacturer's identification number assigned upon notification of admission and possibly the production site designated upon notification of admission (if there are multiple factories).
- ③ - the NF monogram with the Pressure family symbol P

**NF certification marking conditions technical appendix to  
Rigid non-plasticised PVC pipes and fittings**  
**Revision N° : 19**



Holders have the option to use:

- Either the new logo  followed by the letter P, as follows:  P
- Or, as an exception, when using the logo   creates
- Technical and/or material difficulties, the old logo  The black and white version of the NF logo can be used.

**Note:** a negative version of the logo can be used.

- ④ - the material identification symbol: PVC.
- ⑤ - pipe dimensions: Diameter x Thickness.
- ⑥ - nominal pressure of the pipe: PN.
- ⑦- mark for production identification: date (dd/mm/yy) or day number and year of manufacture (xxx/yy) (or batch no. indicating the manufacturing date: in this case, the definition of this number must be sent to the mandated body).

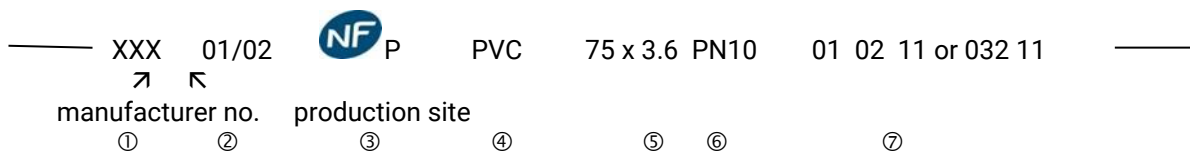
**Nota:** the choice of marking method is left to the manufacturer. Any other additional marking is permitted on the condition that the sequence of NF information is not broken and it causes no confusion during use; in this case, the sequence of NF information must be framed by three lines of approximately 3 cm.

Unless specifically authorised by the mandated body after consultation with the Application Committee, double-marking products is prohibited when marking relates to an application that is not covered by the mark.

Example:

Pressure Group

PVC pipes for water systems under pressure



**NF certification marking conditions technical appendix to  
Rigid non-plasticised PVC pipes and fittings  
Revision N° : 19**

**2.1.2.2 Marking fittings**

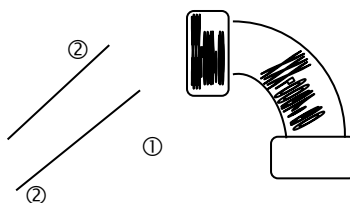
A - Mandatory informations on fittings

**For fittings with diameters  $\leq 50$  mm**

Each fitting must bear the following information, marked indelibly:

- ① - trademark or symbol filed by the manufacturer with the mandated bodies.
- ② - nominal dimensions (in the case of a single fitting or a reducing fitting; in the latter case, the order indicated for the designation must be followed).
  - the values of the connection angles (except for tees in the Pressure family).

Example:






- If multiple trademarks are filed with the mandated bodies, the identification number of the manufacturer, assigned upon notification of admission, must be mentioned in addition to the above information.

**For fittings with diameters  $> 50$  mm**

Each fitting must bear the following information, marked indelibly:

- ① - trademark or symbol filed by the manufacturer with the mandated bodies
- ② - nominal dimensions (in the case of a single fitting or a reducing fitting; in the latter case, the order indicated for the designation must be followed)
- the values of the connection angles (except for tees in the Pressure family)
- ③ - NF monogram and family symbol arranged as shown below, notwithstanding the NF mark's graphic charter.

Holders have the option to use:

- Either the new logo  followed by the letter P, as follows:  P
- Or, as an exception, when using the logo  creates technical and/or material difficulties, the following monogram:



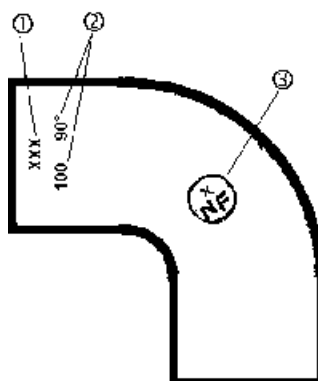
The black and white version of the NF logo can be used.

**The new certified products shall comply with the NF graphic charter in force.**

**NF certification marking conditions technical appendix to  
Rigid non-plasticised PVC pipes and fittings**  
**Revision N° : 19**

- In cases of FF sleeve couplings **or** moulding conditions that do not allow marking of the NF monogram described above, **this is optional**.
- If multiple trademarks are filed with the mandated bodies, the identification number of the manufacturer, assigned upon notification of admission, must be mentioned in addition to the above information.

Example :



- In cases of pressure fittings shaped from pipes which themselves are NF mark certified, the marking is completed on the pipes.
- In cases of parts shaped from fittings which themselves are certified by the mark, the NF marking can be retained on the condition that the fittings were in no way modified.

**Note:** the location of the marking and the methods used are left to the manufacturer. Any other additional marking is permitted on the condition that its location is separate from the NF marking and it causes no confusion during use.

**B - Additional recommended information on fittings (optional)**

Each fitting may bear the following information:

- the symbol identifying the material (PVC),
- a mark for production identification.

**NF certification marking conditions technical appendix to  
Rigid non-plasticised PVC pipes and fittings  
Revision N° : 19**



C - Marking primary packaging (Mandatory information)

Primary packaging must include the following indelibly marked information:

- company name and/or trademark filed,
- symbol identifying the material,
- NF monogram as defined in paragraph 2.2 below.

## 2.2 REPRODUCTION OF THE NF LOGO NF ON THE PACKAGING OF THE NF CERTIFIED PRODUCT

- The following NF monogram is to be used :



The black and white version of the NF logo can be used.

- **or, by exception, due to technical difficulties, printing the NF logo on the packaging can be completed without the title of the application, including in black and white :**



## 2.3 MARKING CERTIFIED AND ASSOCIATED CHARACTERISTICS

All documentation relating to an NF - Rigid Non-Plasticised PVC Pipes and Fittings certified product must use the following form :

- Name and address of the manufacturer,
- Identification of the Reference System on which the certification is based (see 2.4.2 of the body of the reference system),
- (Name and address of the delegate in France, if applicable),
- Designation of the product (trademark and trade reference),
- Licence or certificate number,
- the name or company name of the certification body or its collective Certification mark as well as its address,
- certified product characteristics:
  - Dimensional characteristics (diameter, thickness, out-of-roundness, sockets)
  - Tensile strength

## NF certification marking conditions technical appendix to Rigid non-plasticised PVC pipes and fittings

**Revision N° : 19**

Impact resistance  
Resistance to pressure  
Resistance to alternating pressure stress (for fittings)  
Pressure-tightness of the assemblies

### 2.4 REPRODUCTION OF THE NF LOGO ON THE DOCUMENTATION AND IN ADVERTISING (Technical and commercial documents, labels, posters, advertising, websites, etc....)

- The NF monogram is to be used :



The black and white version of the NF logo can be used.



## Partie 3

# Marking conditions of the Technical Document N°055-05 : Biaxially-Oriented Pressure Group

This Technical Document specifies the conditions of marking and referencing the NF Mark provided in the certification reference system of the NF Mark - Rigid Non-Plasticised PVC Pipes and Fittings.

### 3.1 REPRODUCTION OF THE NF LOGO ON THE CERTIFIED PRODUCT

#### 3.1.1 GENERAL

The NF logo shall ensure the identification of each certified product.

The trade reference of the certified product must be reserved for the NF mark.

The manufacturer must not use the NF mark except to single out certified products without there being any risk of confusion whatsoever.

The logo's graphic tools are available from the CSTB Technical Department (Tel.: + 33 (0)1 64 68 89 52 - E-mail: certification@cstb.fr).

It is recommended that the holder remit to CSTB, in advance, all the documents upon which the NF mark appears.

The NF logo, constituting certification identification by a third party with regards to the reference standards cited on page 2 of this Technical Document, must be affixed in accordance with the conditions defined in those standards.

The black and white version of the NF logo can be used.

#### 3.1.2 MARKING PIPES

##### 3.1.2.1 Case of PVC pipes

###### a) Marking pipes





Marking of pipes must be carried out in a way that is visible and indelible and which can be read by the naked eye, on a generatrix and contain, every meter or less, the following set of information:

- ① - the trademark or symbol filed by the manufacturer with the mandated bodies if one trademark is admitted to the NF mark; if > 2 trademarks, then marking the trade name is required.
- ② - the manufacturer's identification number assigned upon notification of admission and possibly the production site designated upon notification of admission (if there are multiple factories).
- ③ - the NF monogram with the Pressure family symbol = P

**NF certification marking conditions technical appendix to  
Rigid non-plasticised PVC pipes and fittings**  
**Revision N° : 19**



Holders have the option to use:

- Either the new  logo followed by the letter P, as follows:  P
- Or, as an exception, when using the  logo creates technical and/or material difficulties, the old  logo.

**Note:** a negative version of the logo can be used.

**The new certified products shall comply with the NF graphic charter in force.**

- ④ - the material identification symbol: PVC BO
- ⑤ - the nominal diameter of pipes DN
- ⑥ - the nominal pressure PN.
- ⑦ - mark for production identification: date (dd/mm/yy) or day number and year of manufacture (xxx/yy) (or batch no. indicating the manufacturing date: in this case, the definition of this number must be sent to the mandated body).


**Note:** the choice of marking method is left to the manufacturer. Any other additional marking is permitted on the condition that the sequence of NF information is not broken and it causes no confusion during use; in this case, the sequence of NF information must be framed by three lines of approximately 3 cm.

Unless specifically authorised by the mandated body after consultation with the Application Committee, double-marking products is prohibited when marking relates to an application that is not covered by the mark.

Example:

**Pressure Group**

PVC pipes for water systems under pressure

xxxx	01/02	 P	PVC BO	75	PN 16 bar	01 02 11 or 032 11
	↗ ↘					
manufacturer no.		production site				
①	②	③	④	⑤	⑥	⑦

### **3.2 REPRODUCTION OF THE NF LOGO NF ON THE PACKAGING OF THE NF CERTIFIED PRODUCT**

- \* The following NF monogram is to be used:



The black and white version of the NF logo can be used.

### **3.3 MARKING CERTIFIED AND ASSOCIATED CHARACTERISTICS**

All documentation relating to an NF - Rigid non-plasticised PVC pipes and fittings certified product must use the following form:

- Name and address of the manufacturer,
- Identification of the Reference System on which the certification is based (**see 2.4.2 of the body of the reference system**),
- (Name and address of the delegate in France, if applicable),
- Designation of the product (trademark and trade reference),
- Licence or certificate number,
- the name or company name of the certification body or its collective Certification mark as well as its address,
- certified product characteristics:
  - Dimensional characteristics (diameter, thickness, out-of-roundness, sockets)
  - Tensile strength
  - Impact resistance
  - Resistance to pressure
  - Ring stiffness
  - Pressure-tightness of the assemblies.

**The certified manufacturer must indicate that it has the certificates (produced by CSTB) available to those clients who request them.**

## NF certification marking conditions technical appendix to Rigid non-plasticised PVC pipes and fittings

Revision N° : 19



### 3.4 REPRODUCING THE NF LOGO ON DOCUMENTATION AND IN ADVERTISING (Technical and commercial, labels, posters, advertising, websites etc....)

- The following NF monogram is to be used:



The black and white version of the NF logo can be used.

## Partie 4

# Marking conditions of the Technical Document Technique N°055-06 : Discharge of Rainwater intended for Siphonic Drainage Systems Group

This Technical Document specifies the conditions of marking and referencing the NF Mark provided in the certification reference system of the NF Mark - Rigid Non-Plasticised PVC Pipes and Fittings.

## **4.1 REPRODUCTION OF THE NF LOGO ON THE CERTIFIED PRODUCT**

### **4.1.1 GENERAL**

The NF logo shall ensure the identification of each certified product.

The trade reference of the certified product must be reserved for the NF mark.

The manufacturer must not use the NF mark except to single out certified products without there being any risk of confusion whatsoever.

The logo's graphic tools are available from the CSTB Technical Department (Tel.: +33 (0)1 64 68 89 52 – E-mail: [certification@cstb.fr](mailto:certification@cstb.fr)).

It is recommended that the holder remit to CSTB, in advance, all the documents upon which the NF mark appears.

The NF logo, constituting certification identification by a third party with regards to the reference standards cited on page 2 of this Technical Document, must be affixed in accordance with the conditions defined in those standards.

The black and white version of the NF logo can be used.

### **4.1.2 MARKING PIPES AND FITTINGS**

#### **4.1.2.1 Marking pipes**

Marking of pipes must be carried out in a way that is visible and indelible and which can be read by the naked eye, on a generatrix and contain, every meter or less, the following set of information:

- ① - the trademark or symbol filed by the manufacturer with the mandated bodies.
- ② - the manufacturer's identification number assigned upon notification of admission and possibly the production site designated upon notification of admission (if there are multiple factories).

**NF certification marking conditions technical appendix to  
Rigid non-plasticised PVC pipes and fittings**


**Revision N° : 19**



③ - the monogram



and the symbol of the family (E for siphonic system discharge pipes)



Holders have the option to use:

- Either the new logo followed by the letter E, as follows: E
- Or, as an exception, when using the logo creates technical and/or material difficulties, the old logo

**The black and white version of the NF logo can be used.**

**The new certified products shall comply with the NF graphic charter in force**

**Note:** a negative version of the logo can be used.

④ - the material identification symbol: PVC

⑤ - the pipe dimensions:

- for the siphonic systems Discharge family:

nominal external diameter x nominal thickness (or minimum) and the name "SIPHONIC".

⑥ - mark for production identification: date (dd/mm/yy) or day number and year of manufacture (xxx/yy) (or batch no. indicating the manufacturing date: in this case, the definition of this number must be sent to the mandated body).

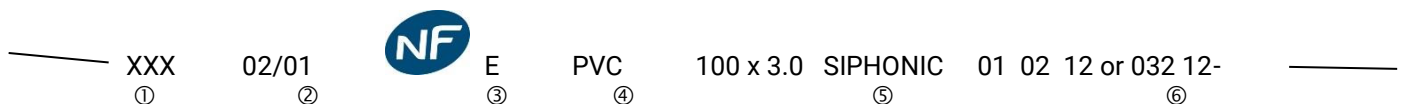
**Note:** the choice of marking method is left to the manufacturer. Any other additional marking is permitted on the condition that the sequence of NF information is not broken and it causes no confusion during use; in this case, the sequence of NF information must be framed by three lines of approximately 3 cm.

Unless specifically authorised by the mandated body after consultation with the Application Committee, double-marking products is prohibited when marking relates to an application that is not covered by the mark.

Examples:

**Discharge Group**

Pipes for discharge of rainwater intended for siphonic systems



## NF certification marking conditions technical appendix to Rigid non-plasticised PVC pipes and fittings

Revision N° : 19

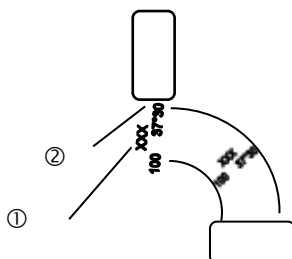
### 4.1.2.2 Marking fittings

For fittings with diameters  $\leq 50$  mm

Each fitting must bear the following information, marked indelibly:

- ① - trademark or symbol filed by the manufacturer with the mandated bodies.
- ② - nominal dimensions (in the case of a single fitting or a reducing fitting; in the latter case, the order indicated for the designation must be followed).
  - values of connection angles.

Example:



If multiple trademarks are filed with the mandated bodies, the identification number of the manufacturer, assigned upon notification of admission, must be mentioned in addition to the above information.

For fittings with diameters  $> 50$  mm

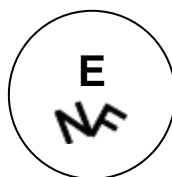
Each fitting must bear the following information, marked indelibly:

- ① - trademark or symbol filed by the manufacturer with the mandated bodies.
- ② - nominal dimensions (in the case of a single fitting or a reducing fitting; in the latter case, the order indicated for the designation must be followed).
  - values of connection angles.
- ③ - NF monogram and family symbol arranged as shown below, notwithstanding the NF mark's graphic charter.

Holders have the option to use:

- Either the new logo  followed by the letter E, as follows:  E

- Or, as an exception, when using the logo  creates technical and/or material difficulties, the following monogram:




**The black and white version of the NF logo can be used.**

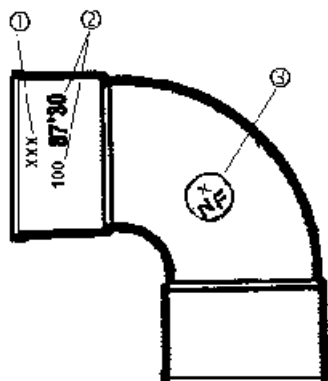


## NF certification marking conditions technical appendix to Rigid non-plasticised PVC pipes and fittings

**Revision N° : 19**

In cases of FF sleeve couplings or if moulding conditions do not allow marking of the NF monogram described above, this is optional, unless using the monogram  E is possible.

Example:



If multiple trademarks are filed with the mandated bodies, the identification number of the manufacturer, assigned upon notification of admission, must be mentioned in addition to the above information.

**Note:** the location of the marking and the methods used are left to the manufacturer. Any other additional marking is permitted on the condition that its location is separate from the NF marking and it causes no confusion during use.

### b.2. Additional recommended information on fittings (optional)

Each fitting may bear the following information:

- the symbol identifying the material (PVC),
- a mark for production identification.

### b.3. Marking primary packaging (Mandatory information)

Primary packaging must include the following indelibly marked information:

- . Company name and/or trademark filed,
- . Symbol identifying the material,
- . NF monogram as defined below:

 E      or       E +  M1 or  E +  Me if the holder also has the reaction to fire NF mark

**The black and white version of the NF logo can be used.**

**NF certification marking conditions technical appendix to  
Rigid non-plasticised PVC pipes and fittings**

**Revision N° : 19**



**4.1.2.3 Cases of pipes and fittings that can belong to 2 families of this mark or covered by other NF marks or another certification**

Some products can be included in other domains of the NF mark: Mark – NF Reaction to Fire of materials intended for buildings (PVC pipes and fittings).



Products holding other Fire NF marks can be marked with the corresponding logos from the reference systems in question.


a) The marking principles are as follows:

**b) Cases of pipes**

Pipes admitted to the NF mark - PVC Pipes and Fittings for the PVC Discharge families the material of which is classified M1 or Me as part of the NF mark - Reaction to Fire: the marking on pipes is completed as follows, by the "+" sign and the logo NF M1 or NF Me:

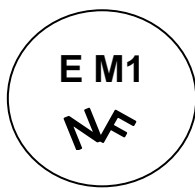
\_\_\_\_ XXX 02/02  E +  M1 PVC 100 x 3.0 SIPHONIC 01 02 11 or 032 11 \_\_\_\_\_

\_\_\_\_ XXX 02/02  E +  Me PVC 100 x 3.0 SIPHONIC 01 02 11 or 032 11 \_\_\_\_\_

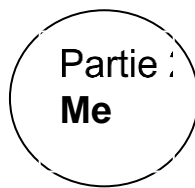
\_\_\_\_ XXX 02/02  E PVC 100 x 3.0 SIPHONIC 01 02 11 or 032 11 \_\_\_\_\_

**c) Case of fittings**

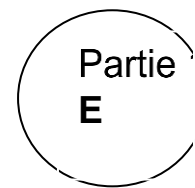
Fittings admitted to the NF mark - PVC Pipes and Fittings for the PVC Discharge families, the material of which is classified M1 or Me as part of the NF mark - Reaction to Fire: the NF monogram and the symbol of the family as well as the NF mark - Reaction to Fire must be present as indicated below, all general marking principles (paragraph 2.1.2) being unchanged.



or



or



**NF certification marking conditions technical appendix to  
Rigid non-plasticised PVC pipes and fittings  
Revision N° : 19**



## 4.2 REPRODUCTION OF THE NF LOGO ON THE PACKAGING OF THE NF-CERTIFIED PRODUCT

- The following NF monogram is to be used:



Products holding other Fire NF marks can be marked with the corresponding logos from the reference systems in question.

### 4.3 MARKING CERTIFIED AND ASSOCIATED CHARACTERISTICS

All documentation relating to an NF – Rigid Non-Plasticised PVC Pipes and Fittings certified product must use the following form:

- Name and address of the manufacturer,
- Identification of the Reference System on which the certification is based (**see 2.4.2 of the body of the reference system**),
- (Name and address of the delegate in France, if applicable),
- Designation of the product (trademark and trade reference),
- Licence or certificate number,
- The name or company name of the certification body or its collective Certification mark as well as its address,
- Certified product characteristics:
  - Dimensional characteristics (diameter, thickness, out-of-roundness, sockets),
  - Tensile strength,
  - Impact resistance,
  - Leaktightness under negative pressure.

### 4.4 REPRODUCING THE NF LOGO ON DOCUMENTATION AND IN ADVERTISING (Technical and commercial documents, labels, posters, advertising, websites, etc ....)

- The following NF monogram is to be used:



**The black and white version of the NF logo can be used.**

Products holding other Fire NF marks can be marked with the corresponding logos from the reference systems in question.